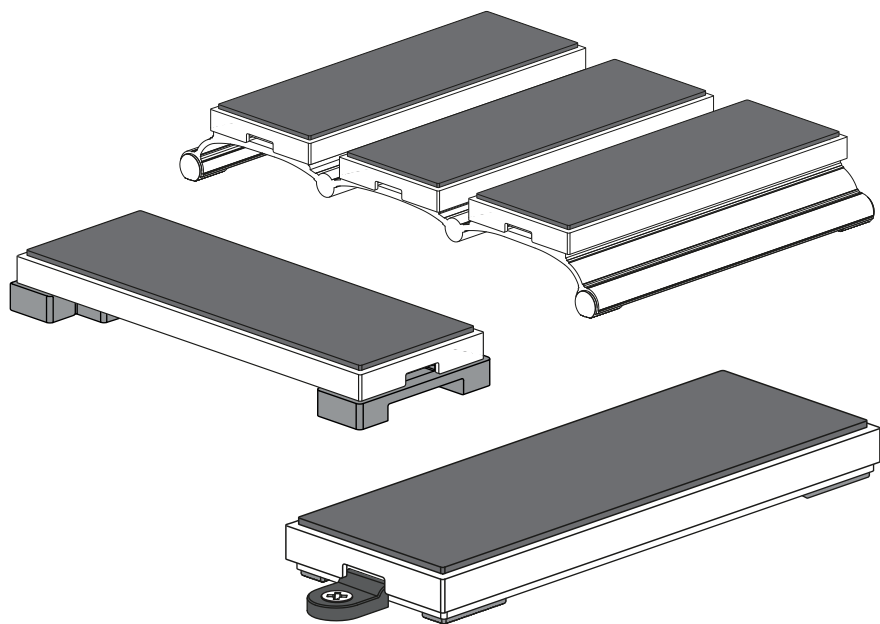




DIAMOND SIDE BY SIDE & BENCH STONES



Read



Version



Re-cycle

10 YEAR BENCH STONE WARRANTY

Register Online

mpower-tools.com/10-year-warranty


ACTIVATE YOUR FREE 10 YEAR BENCH STONE WARRANTY

Register your purchase online : www.mpower-tools.com/10-year-warranty

SIDE BY SIDE

Thank you for your purchasing the MPOWER Side By Side.

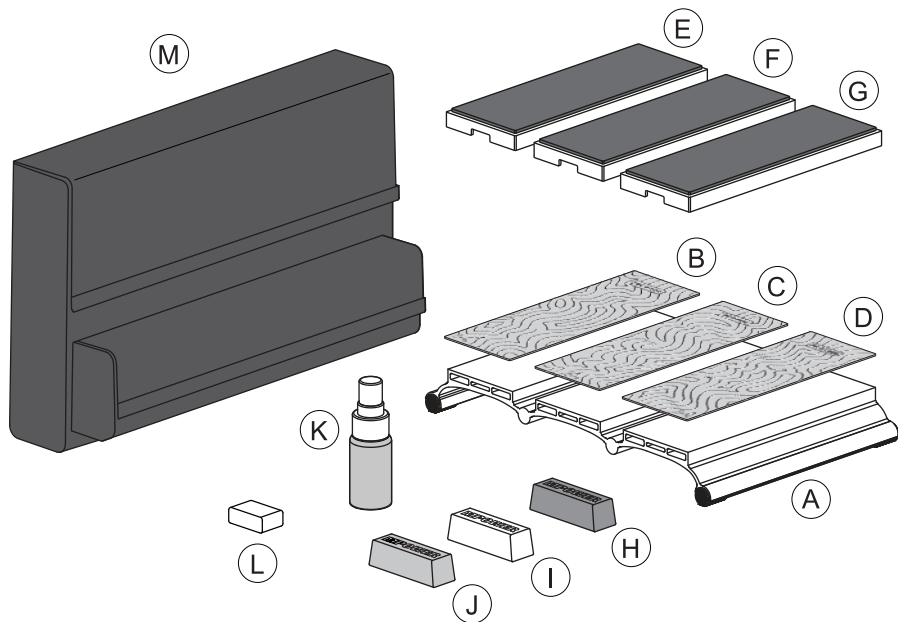
We hope you enjoy using this unique Bench Stone.

The following symbol is used throughout these instructions 

It denotes risk of personal injury, loss of life or damage to the Tool in case of non-observance of the instructions.

ITEMS ENCLOSED (Fig 1)

- A. Machined Ultra Flat Base
- B. 300# Diamond Plate
- C. 600# Diamond Plate
- D. 1200# Diamond Plate
- E. 1800# Leather Strop Cover
- F. 2500# Leather Strop Cover
- G. 5000# Leather Strop Cover
- H. Orange Wax 1800# Fishing
- I. White Wax 2500# Fine
- J. Blue Wax 5000# Super Fine
- K. 30ml Synthetic Lubricant
- L. Cleaning Block
- M. Storage Case

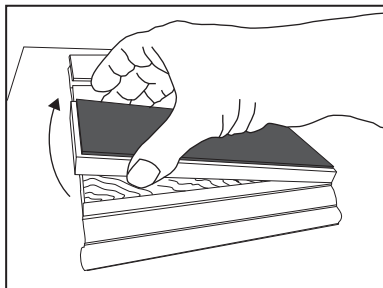


VERY IMPORTANT


When Sharpening Always

- Work on a flat, stable surface
- Use Lapping Fluid lubrication
- Avoid excessive pressure
- Be careful - Tools can injure
- Clean the diamond surface
- Clean and dry stone after use

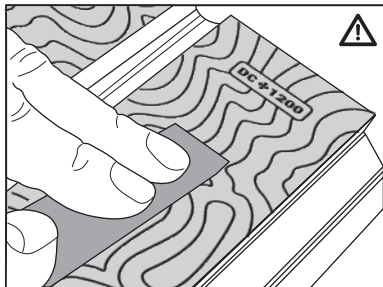
1. Remove Strop Covers




2. Lubricate



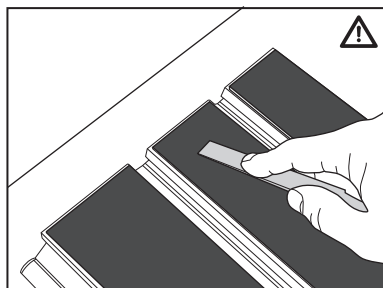
3. Sharpen



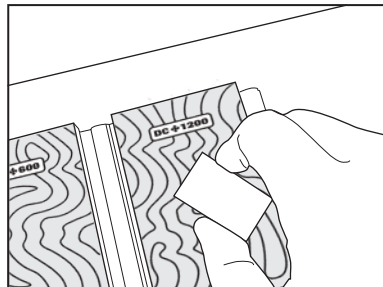
4. Attach Strop - Apply Wax



5. Strop



6. Clean



ACTIVATE YOUR FREE 10 YEAR BENCH STONE WARRANTY

Register your purchase online : www.mpower-tools.com/10-year-warranty

DOUBLE SIDED BENCH STONE - 300-600# & 300-1200#

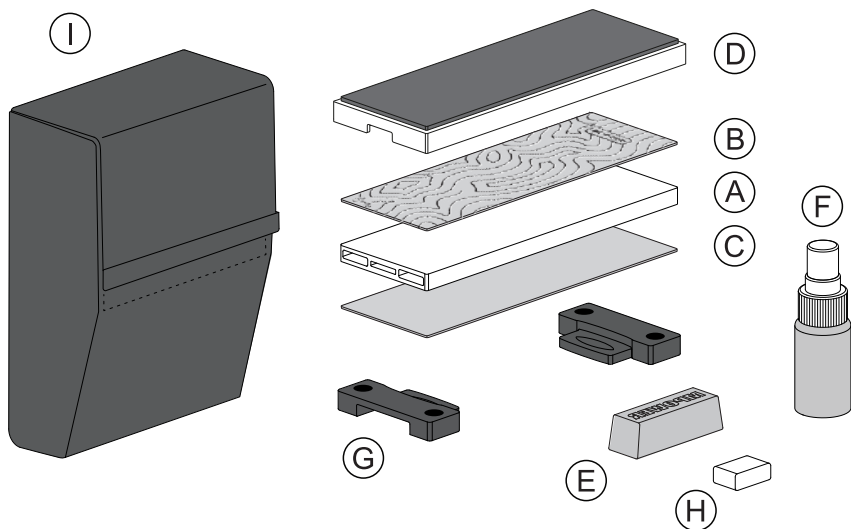
Thank you for purchasing the MPOWER Double Sided Bench Stone.

300-600# ITEMS ENCLOSED

- A. Machined Ultra Flat Core
- B. 300# Diamond Plate
- C. 600# Diamond Plate
- D. Leather Strop Cover
- E. White Wax 2500# Fine
- F. 30ml Synthetic Lubricant
- G. Cleaning Block
- H. Diamond Stone Holders
- I. Storage Case

300-1200# ITEMS ENCLOSED

- A. Machined Ultra Flat Core
- B. 300# Diamond Plate
- C. 1200# Diamond Plate
- D. Leather Strop Cover
- E. Blue Wax 5000# Super Fine
- F. 30ml Synthetic Lubricant
- G. Diamond Stone Holders x 2
- H. Cleaning Block
- I. Storage Case

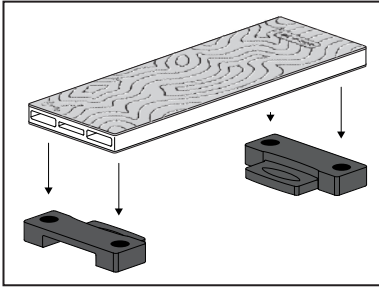


VERY IMPORTANT

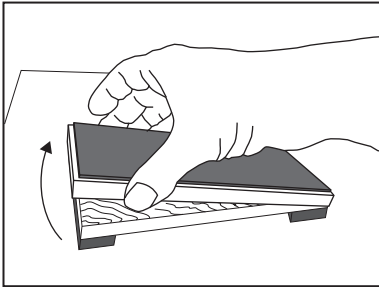
When Sharpening Always

- Be careful - Tools can injure
- Avoid excessive pressure
- Work on a flat, stable surface
- Use Lapping Fluid lubrication
- Clean the diamond surface
- Clean and dry stone after use

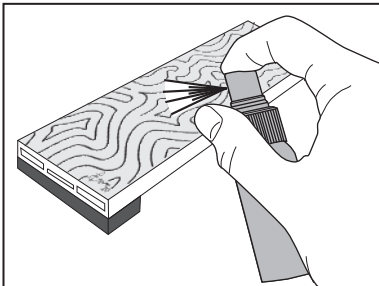
1. Mount



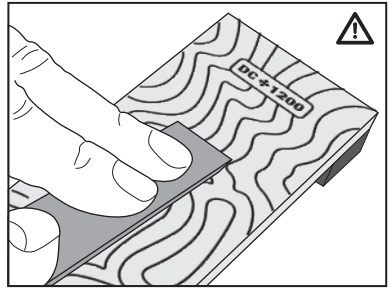
2. Remove Strop Cover




3. Lubricate



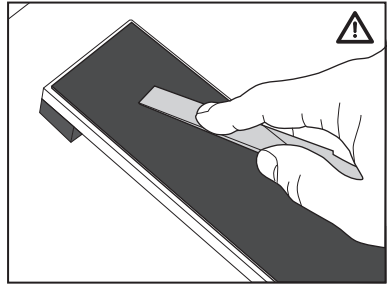
4. Sharpen



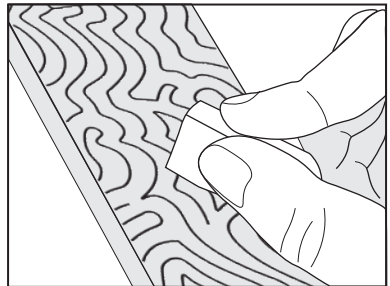
5. Apply Strop - Apply Wax



6. Strop



7. Clean



ACTIVATE YOUR FREE 10 YEAR BENCH STONE WARRANTY

Register your purchase online : www.mpower-tools.com/10-year-warranty

SINGLE SIDED BENCH STONE - 300#, 600# & 1200#

Thank you for purchasing the MPOWER Single Sided Bench Stone.

ITEMS ENCLOSED

- A. Machined Ultra Flat Core
- B. Diamond Plate
- C. Polishing Wax
- D. Leather Strop Cover
- E. 30ml Synthetic Lubricant
- F. Mounting Clips x 2
- G. Mounting Screws x 2
- H. Cleaning Block
- I. Storage Case

300# ITEMS ENCLOSED

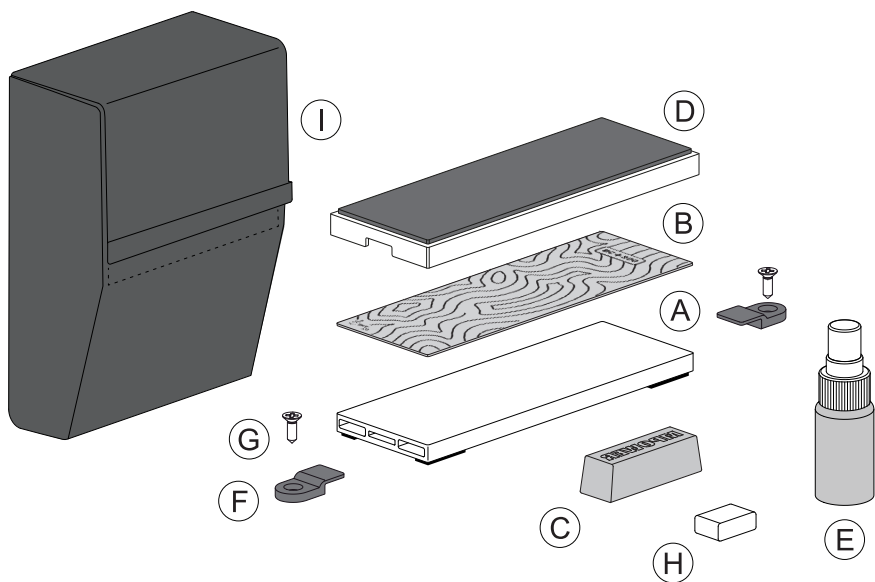
- B. 300# Diamond Plate
- C. Orange Wax 1800# Finishing

600# ITEMS ENCLOSED

- B. 600# Diamond Plate
- C. White Wax 2500# Fine

1200# ITEMS ENCLOSED

- B. 1200# Diamond Plate
- C. Blue Wax 5000# Super Fine

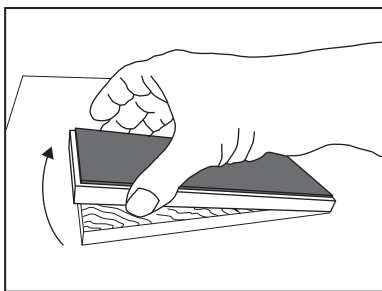


VERY IMPORTANT

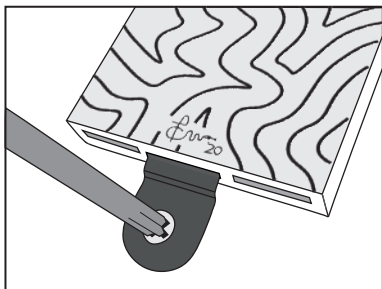
When Sharpening Always

- Be careful - Tools can injure
- Avoid excessive pressure
- Work on a flat, stable surface
- Use Lapping Fluid lubrication
- Clean the diamond surface
- Clean and dry stone after use

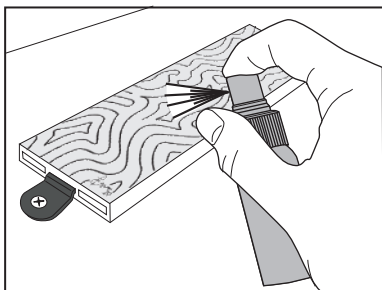
1. Remove Strop Cover



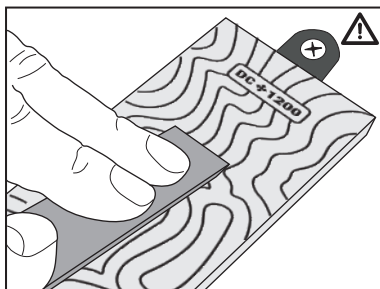
2. Mount




3. Lubricate



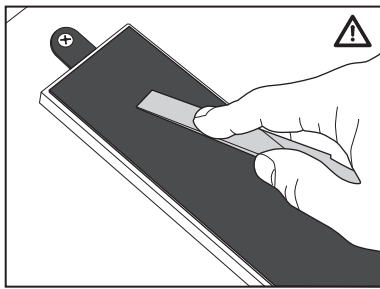
4. Sharpen



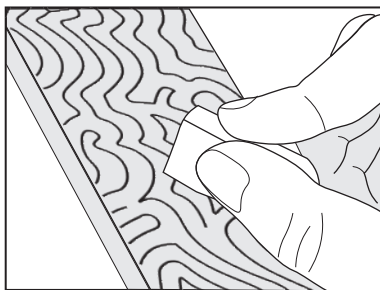
5. Attach Strop - Apply Wax



6. Strop



7. Clean



ENVIRONMENTAL PROTECTION

Recycle raw materials instead of disposing as waste.



Packaging should be sorted for environmental-friendly recycling.

The product and its accessories at the end of its life should be sorted for environmentally friendly recycling.

GUARANTEE

All MPOWER products guaranteed against any defects in either workmanship or material, except products that have been damaged due to improper user or maintenance.

POLICY

Our policy of continuous improvements mean that specifications may change without notice.

MPOWER Tools cannot be liable for any material rendered unusable or for any form of consequential loss.



Manufactured in the UK by MPOWER Tools Ltd

Email: technical@mpower-tools.com

Web: www.mpower-tools.com

© Copyright MPOWER Tools Ltd 1994 >